









Les Paul (PS3)  95121.805 95337.805	World Tour (PS3)  95451.805	World Tour (PS2)  95449.805	Kramer (PS3)  95119.805	GH 5 (PS2 & 3)  95893.805	Warriors of Rock (PS3)  96142.805	Redoctane Mayflash Wireless (PS2)  95025
95121.806 	95451.806 	95449.806 	89119.806 	95893.806 	96142.806 	95025 


TOP 5 MISTAKES TO AVOID

- 
1. Assuming all dongles work
 Each family is different. Dongles are NOT interchangeable.
- 
2. Buying guitars without dongles
 On the PS3, the guitar will not work without the correct dongle.
- 
3. Mixing World Tour PS2 and Kramer dongles or mixing World Tour PS3 and GH5 dongles
 They look similar but are NOT compatible.
- 
4. Trusting vague listings
 Always confirm the dongle model number in the photos.
- 
5. Ignoring the guitar model number
 Always check the back or the guitar or inside the battery compartment.


FIND GUITAR MODEL NUMBER



1. Locate the ID label. Often on the back, or in the battery compartment



2. Locate the model number. (This was in the battery compartment). The first 5 digits determine the dongle to be used



TIPS

- Keep your dongle with your guitar.
- Store safely – dongles are hard to find!
- If it won't sync, 99% of the time it's a mismatched dongle.

PRO TIPS!

If the first 5 digits of the guitar and dongle match, you are usually safe.

Repair or upgrade your Guitar Hero controller!

Don't let failing frets or a floppy whammy bar ruin the fun.

HobbyCNC replacement fret boards and repair parts bring new life to your controller!